

14

13

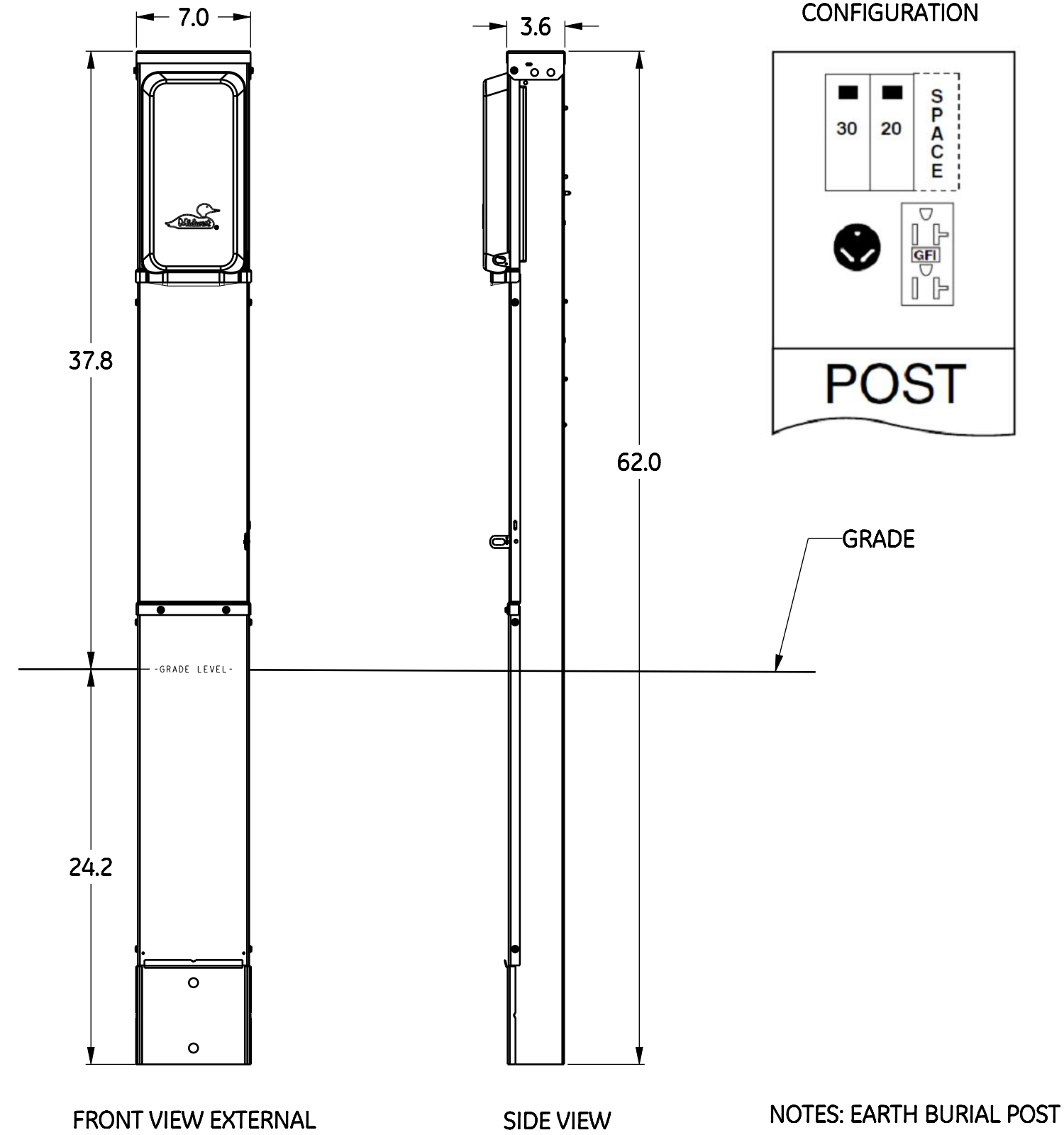
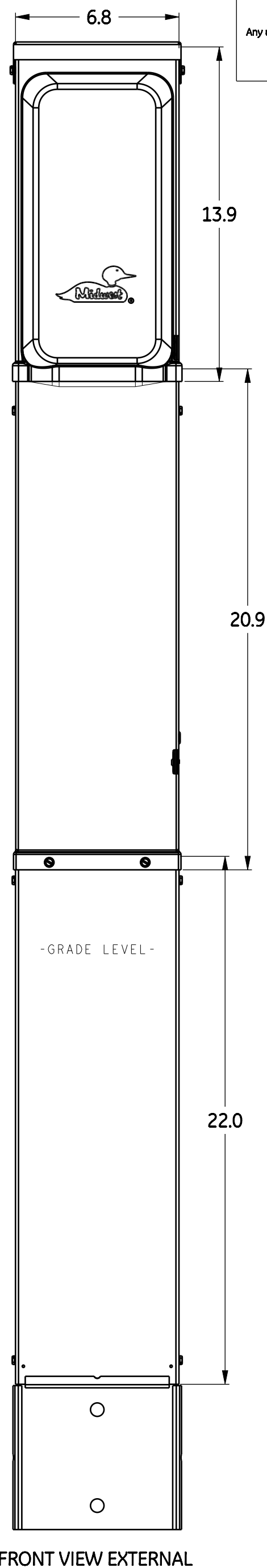
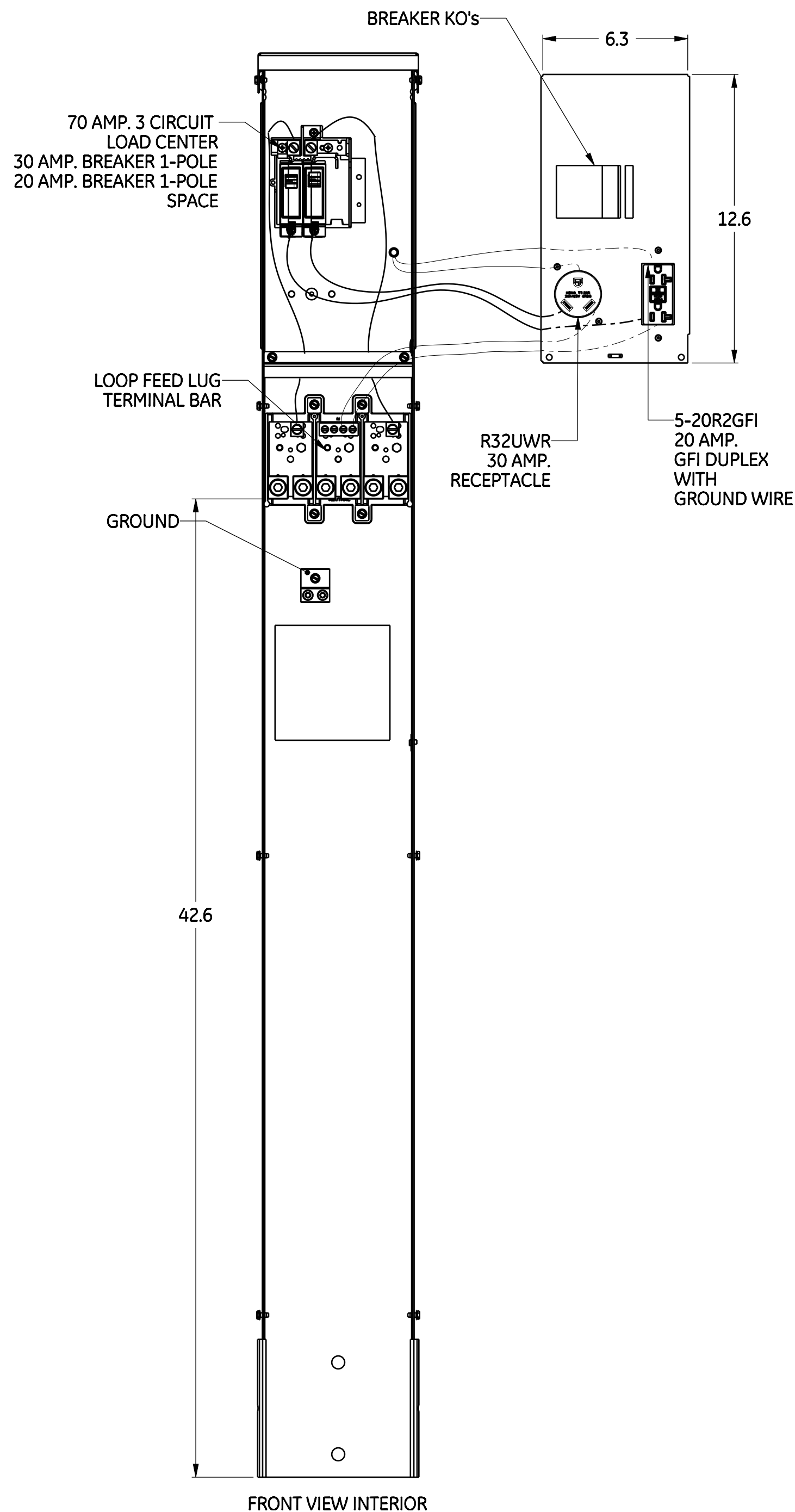
12

SIZE C DRAWING NO. REV SHEET 1

ABB PROPRIETARY AND CONFIDENTIAL INFORMATION

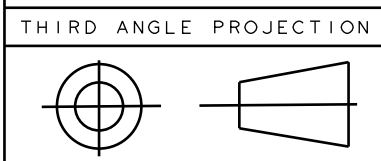
The information contained in the document has to be kept strictly confidential, use, reproduction, distribution or disclosure to third parties is strictly forbidden. Any unauthorized use, reproduction, distribution or disclosure to third parties is strictly forbidden. ABB reserves all rights regarding Intellectual Property Rights. Copyright 2018 ABB. All rights reserved.

REVISIONS			
REV.	DESCRIPTION	DATE	APPROVED
1	CI41053		



WIRE RANGE TABLE:

CONNECTOR	COPPER		ALUMINUM	
	SOLID	STRANDED	SOLID	STRANDED
LINE	14-8	14-2	12-8	12-2
LOAD	14-10	14-10	---	---
NEUTRAL	14-4	14-4	14-4	14-4
POST LINE CONNECTORS SUITABLE FOR LOOP FEED	#6-350 KCMIL		#6-350 KCMIL	
EQUIP. GRND. POST	14-2/0	14-2/0	14-2/0	14-2/0



Part must conform to SI 900000 Sect. 4, Toxicity Procedure

FOR ADDITIONAL INFO REFER TO:	SIGNATURES	DATE
APPLIED PRACTICES	MODEL	
DIMENSIONS ARE IN INCHES	DETAIL	
UNLESS OTHERWISE SPECIFIED IN DRAWING	CHECKED	
	ENGRG	
	MFG	
TOLERANCE ON:	QUALITY	
1 PL DECIMALS ± 0.1	ISSUED	
2 PL DECIMALS ± 0.02		
3 PL DECIMALS ± 0.005		
ANGLES ± 1.0		
FRACTIONS ± FINISH		
CRITICAL TO QUALITY CHARACTERISTIC	DRAWING FILE: U041CP6010M03.0D	
	SOLID MODEL: M132CP6M03	

Midwest Electric Products

TITLE

U041CP6010
CUL 6IN POST 70A. 120/240V

SIZE C DRAWING REV

SCALE: 1:1 SHEET 1 OF 1

14

13

12

11